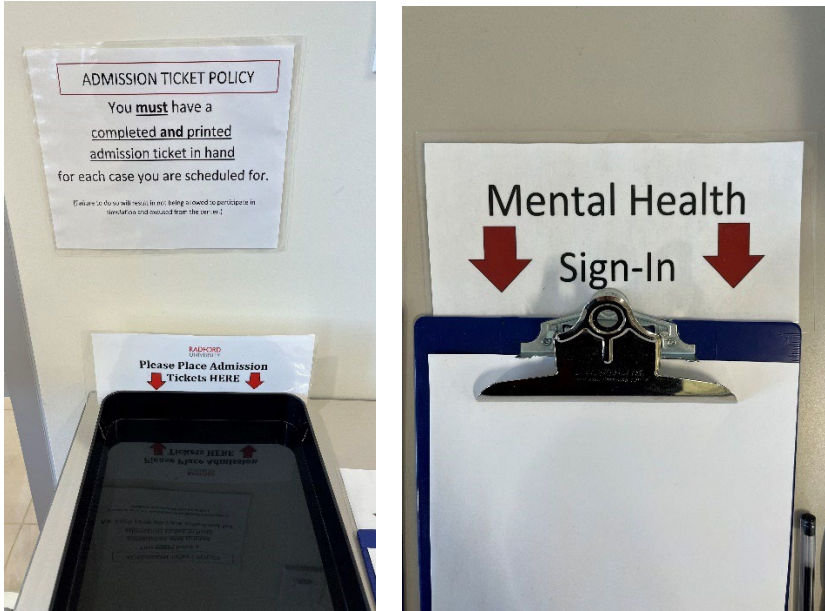


# Mental Health Case Procedures

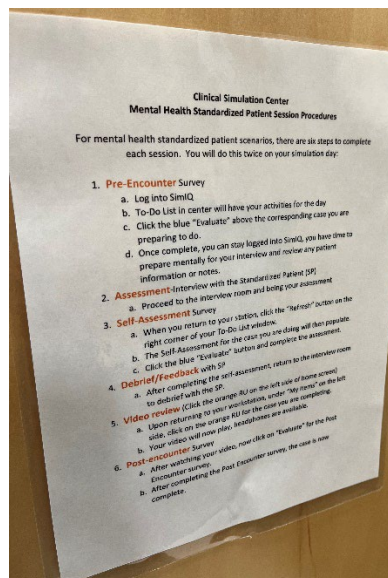

## Preparation & Arrival:

Students must arrive to the CSC 30 minutes prior to their simulation case. Upon arrival, they must submit a completed Admission Ticket for each scenario they will be participating in that day. Admission tickets are made available for download at the beginning of each semester on their student dashboard. Admission tickets consist of (1) Learning Objectives (2) Patient demographics and student expectations and (3) clinical reasoning activity.



## Pre-Encounter & Overview

Students then proceed to a computer station, log into our SimIQ software and complete a Pre-Encounter survey that promotes critical thinking and prepares the student for the interview they are about to conduct. At this time the program manager will also run through the schedule of events for the mental health sessions so that students are reminded of what to expect, as well as reminding them of the overhead audio announcements that will go off at (1) 5 minutes before simulation begins, (2) start time of simulation, (3) 5 minutes prior to simulation ending, and (4) when simulation is over.



## Interview/Assessment

Students have 30 minutes to conduct their interview with the Standardized Patient. They are encouraged to take as much of that 30 minutes as possible, while they conduct their intake assessment as a simulated nurse in a mental health hospital.



## Self-Assessment

Upon completing the patient interview, students return to the computer station to complete a Self-Assessment survey to reflect on their interview skills.

## Debrief/Feedback

After completing the self-assessment survey, the student returns to the interview for debriefing and feedback with the standardized patient. Note: the standardized patient does not review clinical content, but only gives feedback on the interview itself while focusing on the learning objectives stated on the Admission Ticket. Formal debriefing is performed by faculty in class at a later time.

## Video Review

The student then returns to the computer station and watches their interview on video.

## Post Encounter Survey

The student then completes a post encounter survey with questions derived from the NCLEX standards and completes a survey on their experience in the center.

These steps are completed for each mental health case the student does.